




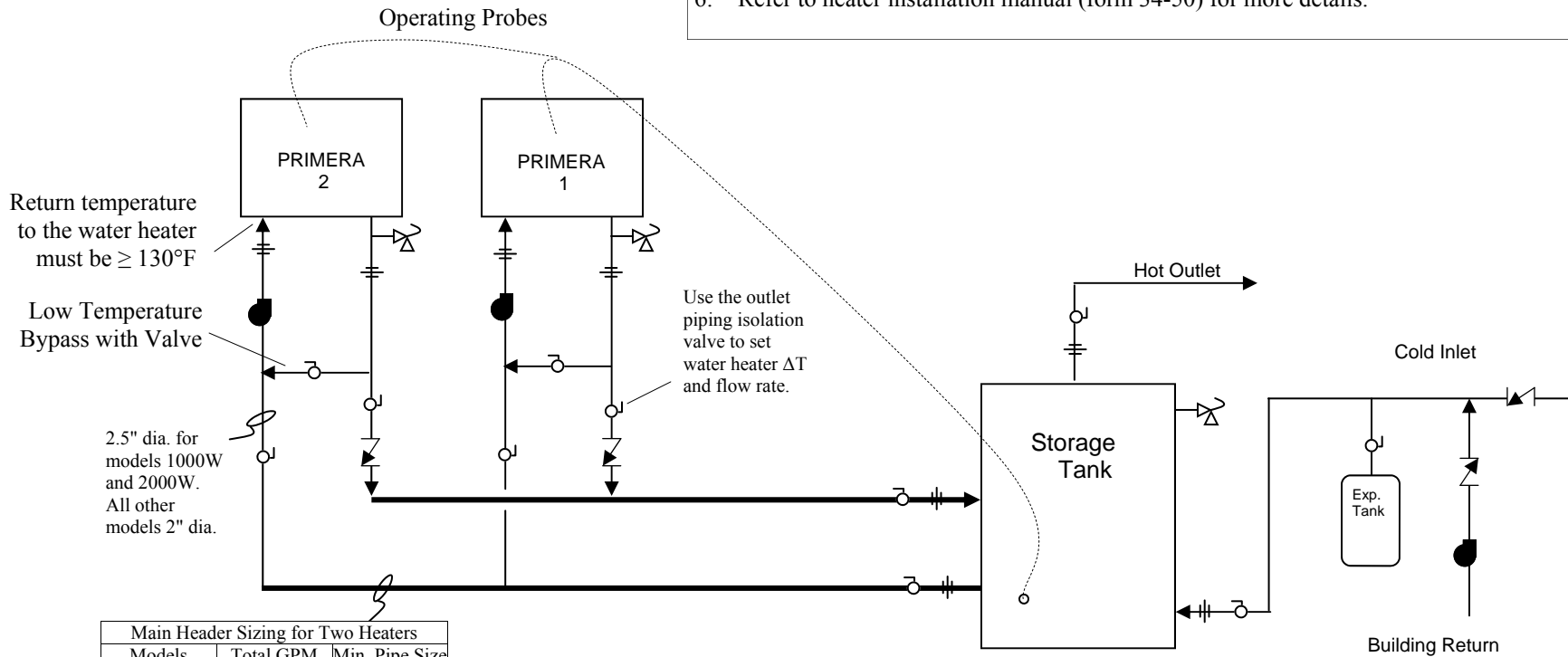


Piping Schematic for Two PRIMERA® Water Heaters and One Storage Tanks

	Circulator (confirm proper sizing)
	Full Port Isolation Ball Valve
	Swing Check Valve
	Union
	Temperature and Pressure Relief Valve

Notes:

1. Piping shared by multiple PRIMERA heaters, must be sized for the total anticipated flow of approximately 6 feet per second as required for type L copper.
2. Pump sizing must be confirmed for the required heater flow rate (gpm) against the head loss of the water heater-to-tank piping, as well as the water heater itself.
3. Low temperature bypass from hot outlet to the cold inlet is required on each heater.
4. Operating probes are moved to storage tank after water heater flow rate setup. 3/4" fitting required and multiple-probe thermowell (part no. 102561).
5. Pipe all temperature and pressure relief valves to drain with no restrictions or valves
6. Refer to heater installation manual (form 34-50) for more details.



Models	Total GPM	Min. Pipe Size
400W / 540W	60	2" dia.
750W	122	3" dia.
1000W	152	3.5" dia.
1200W	92	2.5" dia.
1600W	122	3" dia.
2000W	152	3.5" dia.