

Centauri® Condensing Boiler

Model: 750 WB 250A-IFC

Full modulation
< 20 ppm NOx throughout turndown

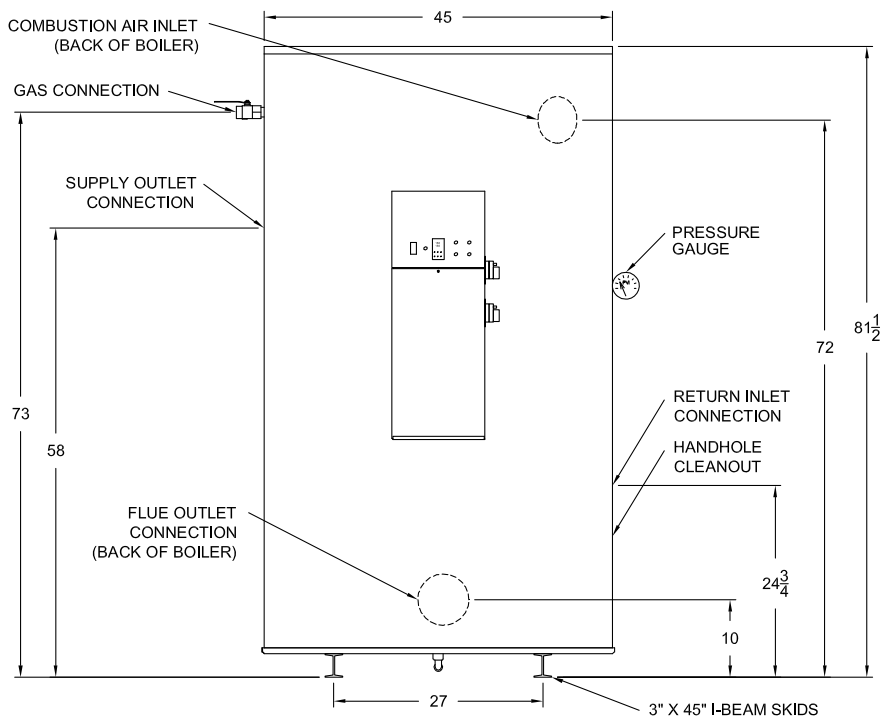
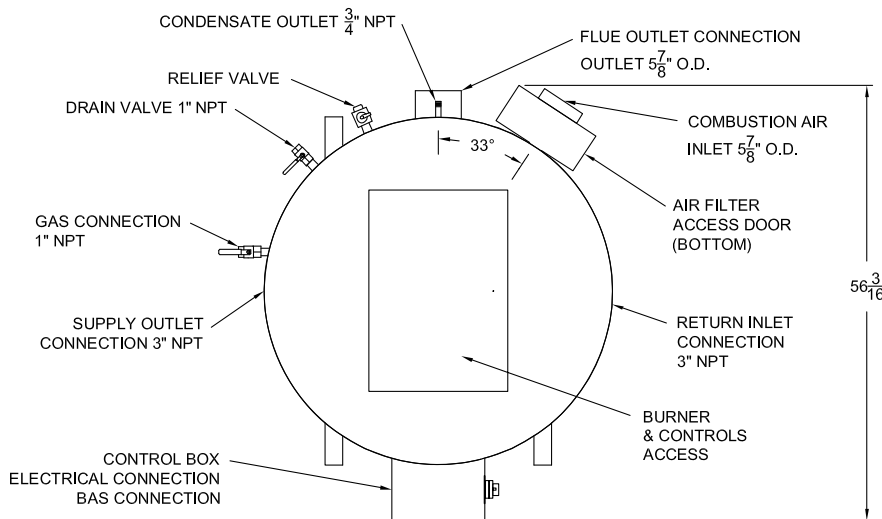
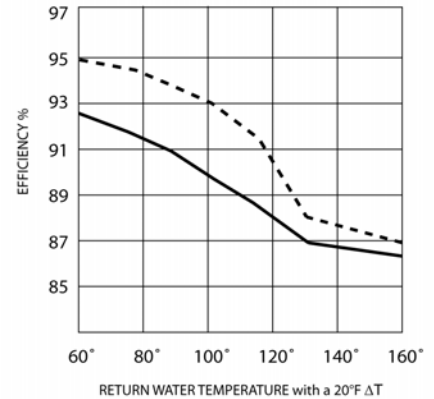
Max. Input Btu/h	750,000
* Max. Output Btu/h	675,000
** Minimum Inlet Flow Gas Pressure	4.5" W.C.
Maximum Static Gas Pressure	14" W.C.

* Output per DOE, 10 CFR 431

Shipping Wt - Lbs	2220
Operating Wt - Lbs	3720

Performance Chart

----- Low Fire
———— High Fire



Standard Electrical

120V, 1Ø, 60 Hz., 15 amp circuit

Optional Electrical

240V, 1Ø, 60 Hz., 10 amp circuit
120V control circuit

208/230V, 3Ø, 60 Hz. 6 amps
480V, 3Ø, 60 Hz. 3.0 amps
120V control circuit required
120V transformer optional

Venting

Use an ETL, UL, ULC or CSA listed Category IV, 6" stainless steel vent, minimum distance 5 ft., maximum distance 100 eq. ft. Longer vents, ETL listed w/larger diameters, see I&M.

Inlet Combustion Air

Up to 100 eq. ft. using 6" PVC or galvanized vent pipe. Longer lengths, ETL listed w/larger diameters, see I&M.

** Alternate Gas Pressure

For < 4.5"W.C., consult factory

Minimum Service Clearances

18" from sides, 24" from front and top

Emissions

399,000 to 900,000 BTU
< 20 ppm NOx



RIVERSIDE HYDRONICS, LLC · FORT WORTH, TEXAS · (800) 990-5918

www.riversidehydronics.com



34-924 04.11